

Case study of IBIS V4.1 by JEITA EDA-WG

Part-2 :Questions about IBIS V4.1

June 8, 2004

IBIS SUMMIT in San Diego, California

JEITA EDA-WG

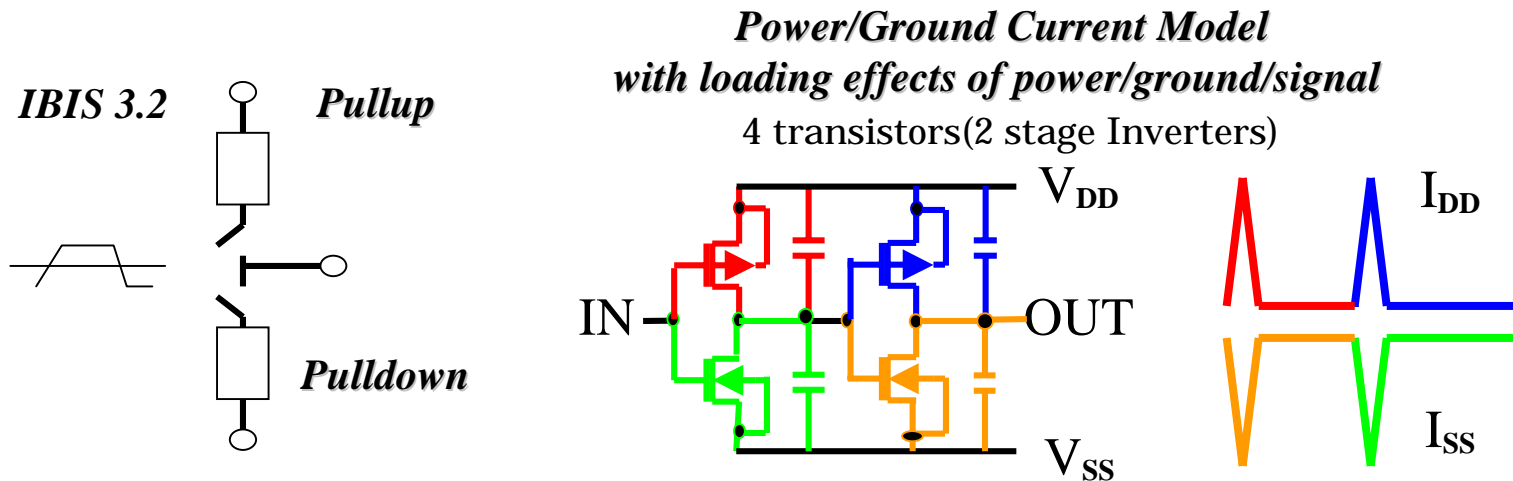
N. Matsui, A. Itoh, T. Watanabe

Q1

How can we hide transistor parameters in IBIS 4.1 SPICE3, if we want to describe a slightly complex equivalent circuit model using transistors.

One solution may be SPICE like transistor models in *AMS, but it may not so accurate. Car electronics also needs this to describe power transistors. How can we describe IMIC model in IBIS 4.1

*AMS/SPICE 3?



Q2

How can we describe S-parameter models in IBIS 4.1 instead of ICM?

One solution may be a use of an equivalent expression in IBIS 4.1 SPICE3.

Can IBIS 4.1 *AMS describe S-parameters (by Laplace/Z-Transform)?

Q3

Is it OK to describe an IBIS model by mixture of
*AMS and SPICE?

Q4

How can we describe an IBIS model for one pin for two sets of IBIS output models?

Q5

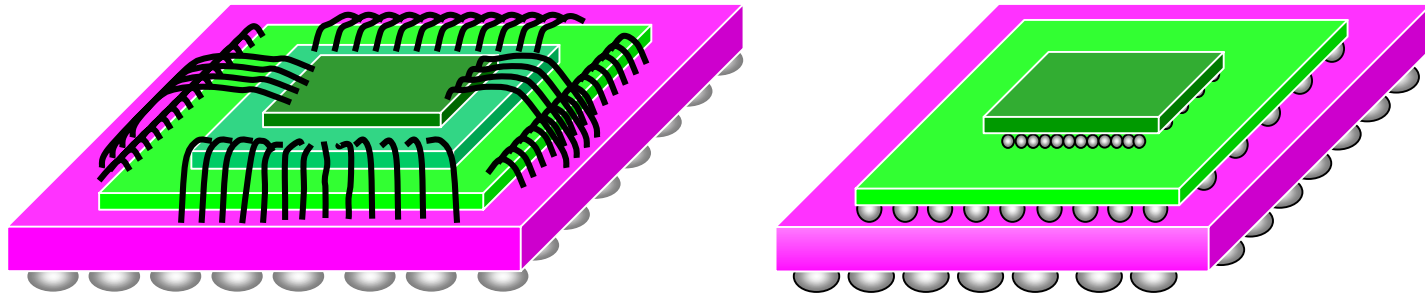
How can we describe partial differential equations in *AMS?

Transmission lines can be characterized by partial differential equations. SPICE/*AMS seems to treat ordinary differential equations.

$$\begin{aligned} -\frac{\partial V(x,t)}{\partial x} &= R(x) \cdot I(x,t) + L(x) \cdot \frac{\partial I(x,t)}{\partial t} \\ -\frac{\partial I(x,t)}{\partial x} &= G(x) \cdot V(x,t) + C(x) \cdot \frac{\partial V(x,t)}{\partial t} \end{aligned}$$

Q6

How can we describe SIP model (System in package)?



Q7

How can we describe package power/ground planes/island models?

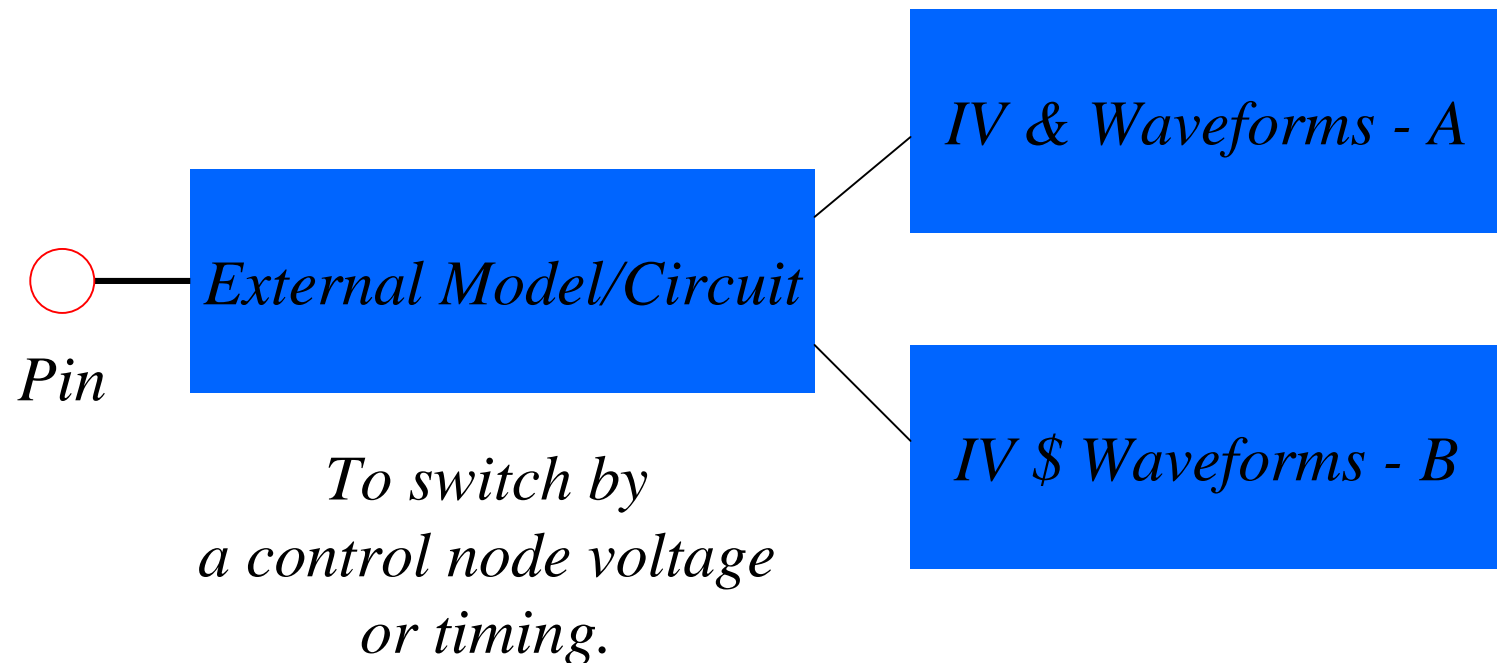
IBIS still seems to focus only on SI assuming perfect/ideal power/ground. Imperfect/non-ideal power/ground becomes important.

Real problems in digital consumer electronics and car (automobile) electronics are EMI which needs power/ground models for core logic of ICs.

Secondary, PI (power integrity) is important in SiP.

Q8

How can we describe an IBIS External Model/Circuit for a model which needs to control the other two sets of IV & VT (traditional IBIS Model)?



Q9

When is the IBIS Accuracy information available?

It is expected that IBIS data should have a new parameter which indicates accuracy level.

Q10

How can ICM describe terminators in module/package?
How can IBIS 4.1 or ICM describe connector/cable models with embedded an equalizer circuit?

