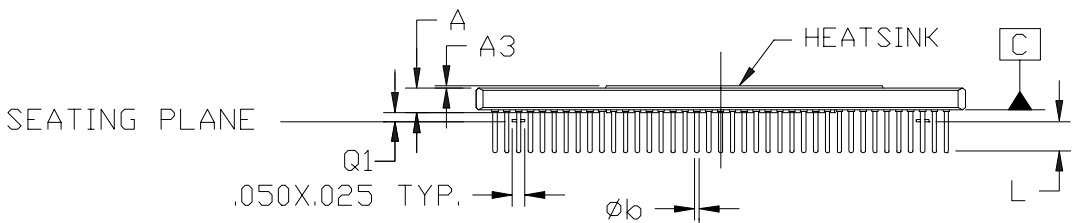
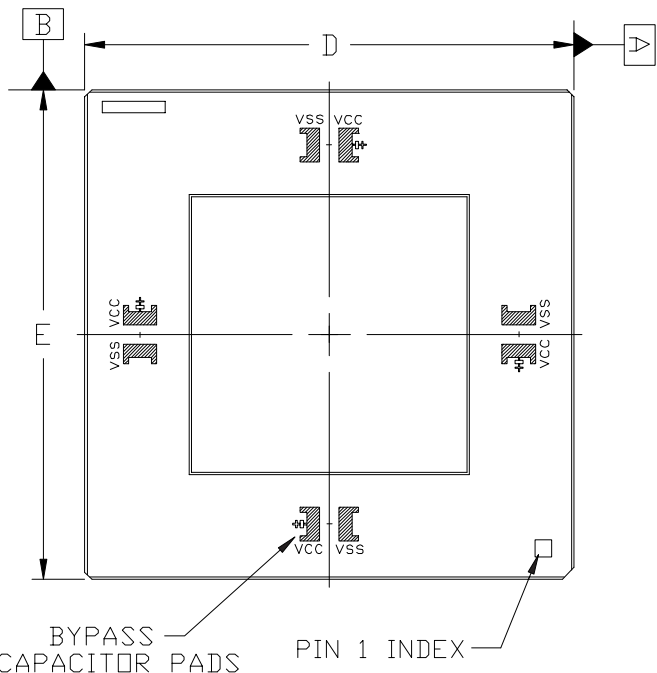
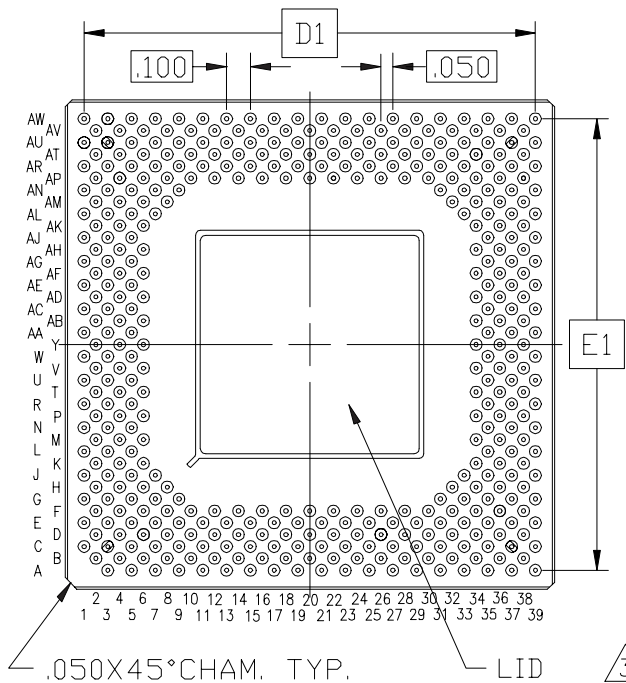


# Ceramic PGA Packages - PG411

BOTTOM VIEW

TOP VIEW



| SYMBOL                         | INCHES                |                       |       |
|--------------------------------|-----------------------|-----------------------|-------|
|                                | MIN.                  | NOM.                  | MAX.  |
| A                              | $\cancel{\text{---}}$ | $\cancel{\text{---}}$ | .165  |
| A3                             | .015                  | .020                  | .025  |
| D/E                            | 2.040                 | 2.060                 | 2.080 |
| D <sub>1</sub> /E <sub>1</sub> | 1.900 BSC             |                       |       |
| L                              | .110                  | $\cancel{\text{---}}$ | .150  |
| Q <sub>1</sub>                 | .015                  | $\cancel{\text{---}}$ | .045  |
| M <sub>1</sub>                 | 39                    |                       |       |
| $\phi b$                       | .016                  | .018                  | .020  |

|        |             |     |   |       |       |
|--------|-------------|-----|---|-------|-------|
| $\phi$ | $\phi .030$ | (M) | C | A (M) | B (M) |
|        | $\phi .010$ | (M) | C |       |       |

NOTES:

1. ALL DIMENSIONS AND TOLERANCES CONFORM TO ANSI Y14.5M-1994
2. SYMBOL 'M' IS THE PIN MATRIX SIZE.
3. BYPASS CAPACITOR PADS - GOLD PLATED MAY OR MAY NOT BE PRESENT ON ALL PACKAGES.
4. CONFORMS TO JEDEC MO-128- AM.
5. LEAD FINISH: GOLD PLATED
  - COMMERCIAL (35 MICROINCHES MIN.)
  - MILITARY (50 MICROINCHES MIN.)

## 411-PIN CERAMIC PGA (PG411)