
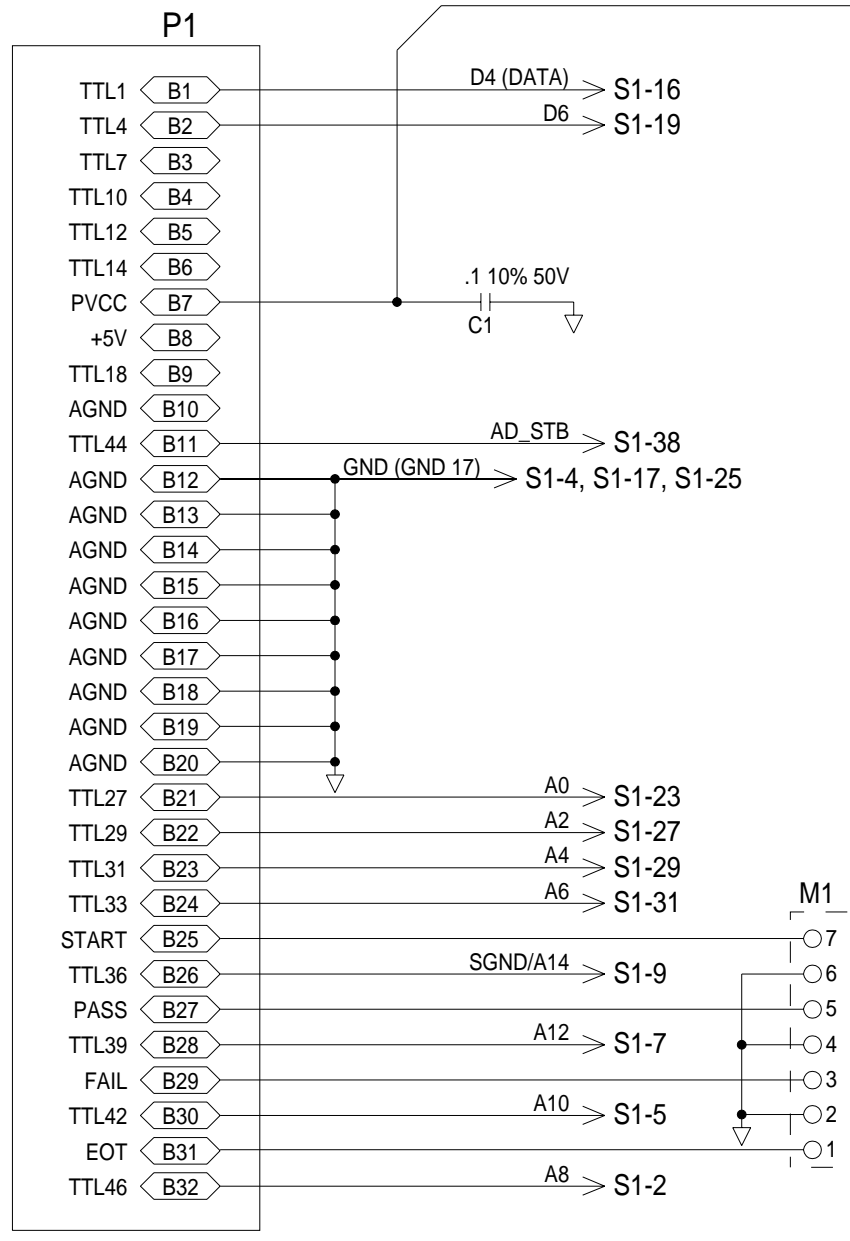
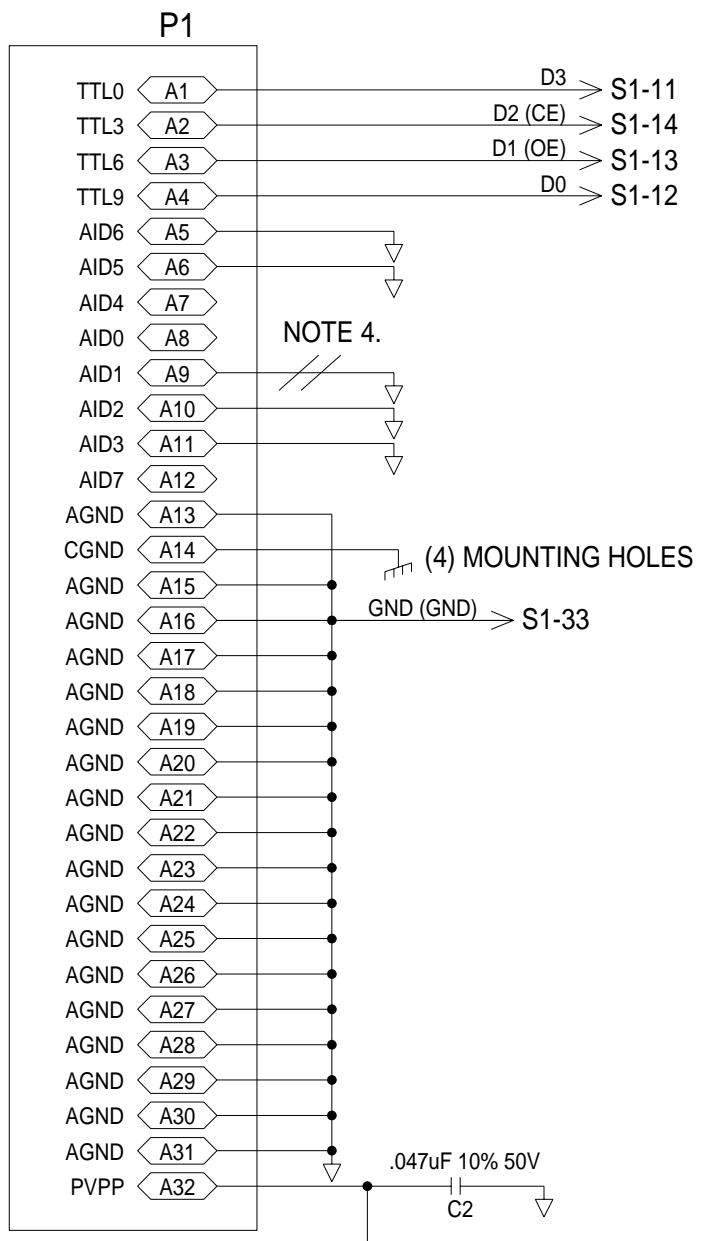


ZONE	REV	REVISION DESCRIPTION	DATE	DRAWN	CHECK	APPVD
	01	INITIAL RELEASE PER DCN #6790	5/7/95	EWR		FE



- NOTES:
- P1 is a 96-pin male connector, 3 rows (A,B,C) of 32 pins.
  - S1 is a 44 pin PQFP Socket.
  - M1 are connection pads for an autohandler.
  - Board ID is 91 hex (1001 0001) for PQ44, and ground trace to pin A9 (AID1) is cut to make Board ID 93 hex (1001 0011) for VQ44.
  - Signal names for XC7336 & XC7318/XC7354, (XC1704)
  - Signal names for P1-B8 and P1-B31 are for HW-130 ML7 only and were formerly PVSP.

		TITLE	
		SCHEMATIC, 0430971 & 0430972 HW-133-PQ44 & VQ44 ADAPTER	
DRAWN BY EWRResler		DATE 5/25/95	
CHECKED BY		DATE	
ENG APPROVAL EWR		DATE 5/9/95	
MFG APPROVAL FE		DATE 5/9/95	
FSCM 68994		PROJECT: HW130	
TOLERANCES		SIZE	DRAWING NUMBER
$\triangleleft$ .X .XX .XXX <small>Unless otherwise specified, dimensions are in inches.</small>		<b>B</b>	<b>0380447</b>
		SCALE NONE	SHEET 1 OF 1
			REV. <b>03</b>