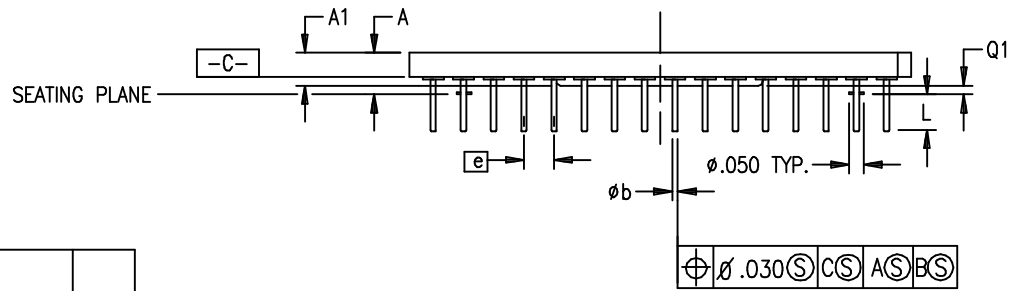
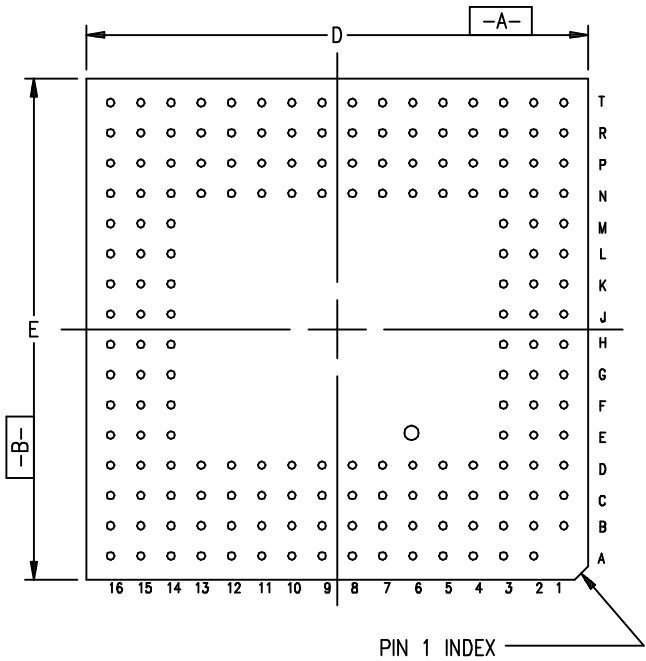
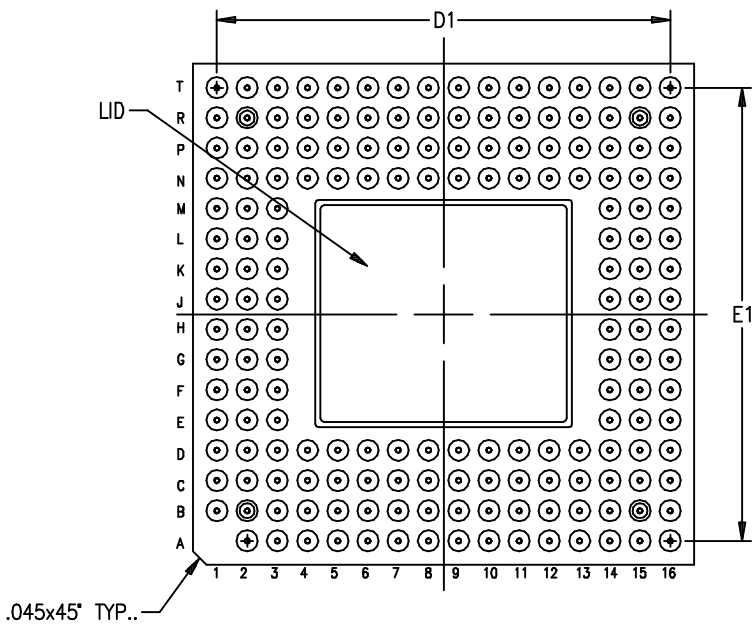


BOTTOM VIEW

TOP VIEW



SYMBOL	INCHES			NOTE
	MIN.	NOM.	MAX.	
A	<i>∕∕</i>	<i>∕∕</i>	.165	
A1	.110	.120	.135	
D/E	1.640	1.660	1.680	
D1/E1	1.500 BSC			
L	.125	<i>∕∕</i>	.150	
Q1	.025	<i>∕∕</i>	.070	
e	.100 BSC			
∅b	.016	.018	.020	
M	16			

NOTES:

1. ALL DIMENSIONS AND TOLERANCES CONFORM TO ANSI Y14.5M-1982.
2. SYMBOL "M" IS THE PIN MATRIX SIZE.
3. CONFORMS TO JEDEC MO-083-AH
4. LEAD FINISH: SOLDER (90/10-Sn Pb) 50microinches MINIMUM COAT.

175-PIN PLASTIC PGA (PP175)