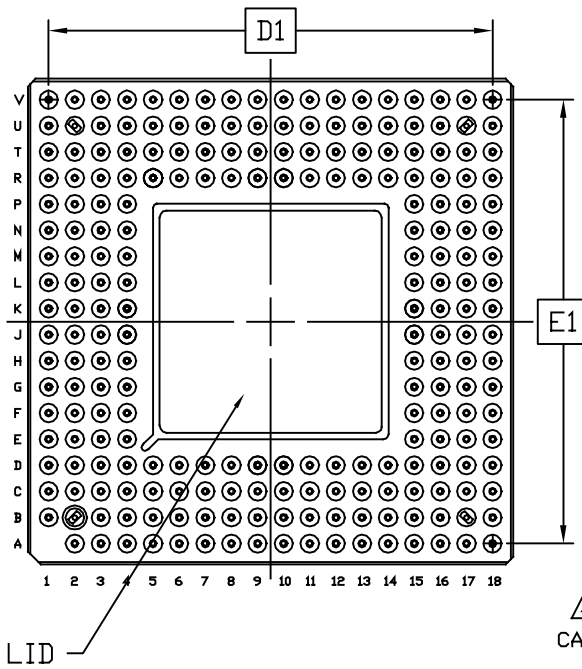
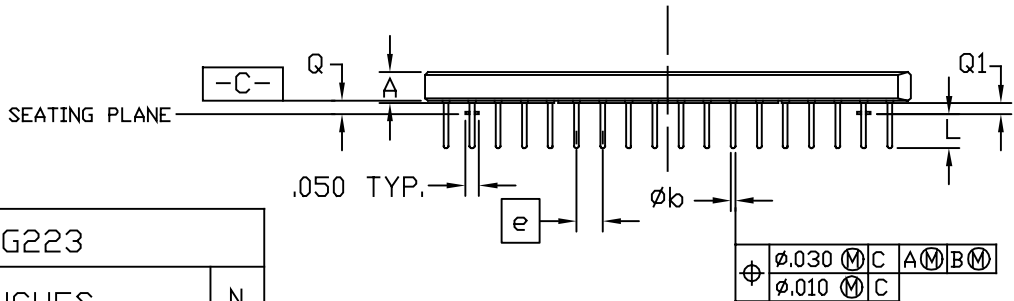
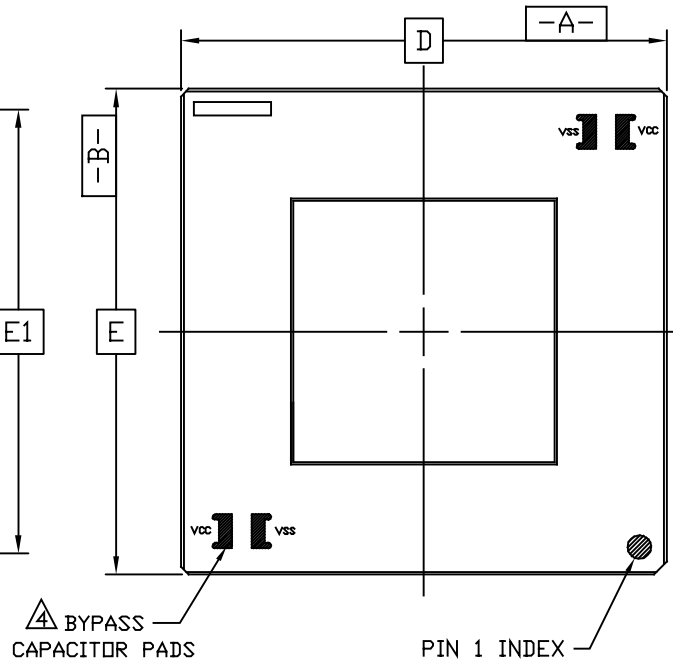


BOTTOM VIEW



TOP VIEW



PG223				
SYMBOL	INCHES			NOTE
	MIN.	NOM.	MAX.	
A	$\cancel{\text{---}}$.115	.145	2
D/E	1.840	1.860	1.880	
D ₁ /E ₁	1.700 BSC			
L	.120	.130	.140	
Q	.045	$\cancel{\text{---}}$.060	
Q ₁	.025	$\cancel{\text{---}}$	$\cancel{\text{---}}$	
e	.100 BSC			
φ _b	.016	.018	.020	
M	18			
REF.	JEDEC MO-067-AK			

NOTES:

1. ALL DIMENSIONS AND TOLERANCES CONFORM TO ANSI Y14.5M-1982
2. SYMBOL "M" IS THE PIN MATRIX SIZE.
3. CONFORMS TO JEDEC MO-067-AK
4. BYPASS CAPACITOR PADS – GOLD PLATED. MAY OR MAY NOT BE PRESENT ON ALL PACKAGES.
5. LEAD FINISH: GOLD PLATED
 - COMMERCIAL (35 microinches MIN.)
 - MILITARY (50 microinches MIN.)

223-PIN CERAMIC PGA (PG223)