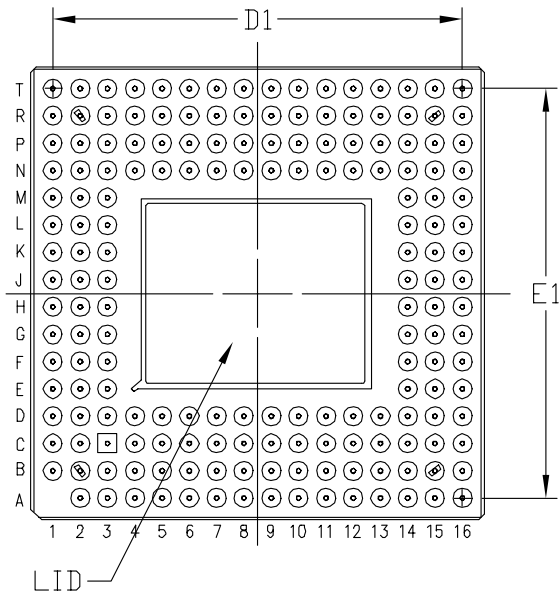
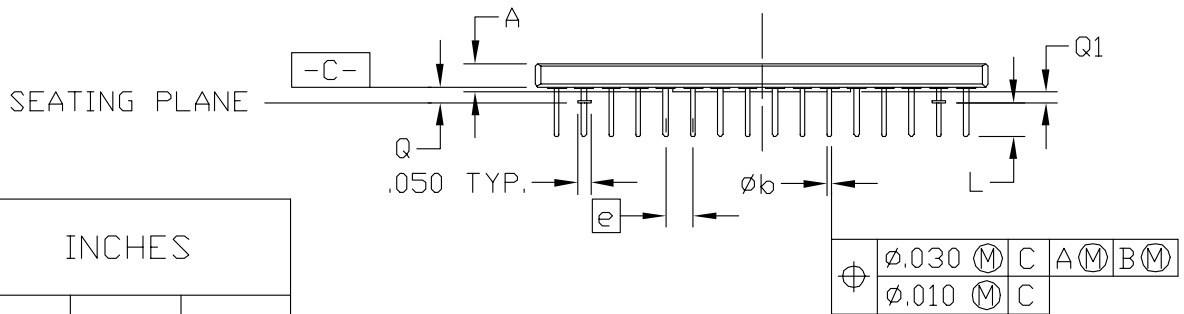
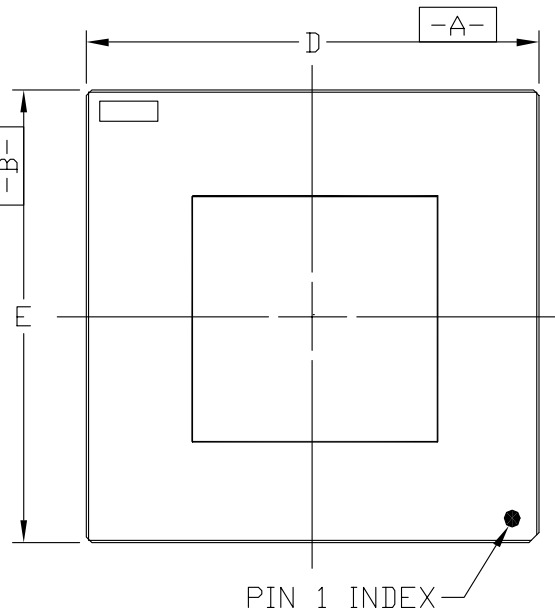


BOTTOM VIEW



TOP VIEW



SYMBOL	INCHES		
	MIN.	NOM.	MAX.
A	<i>h</i>	<i>h</i>	.145
D/E	1.640	1.660	1.680
D <sub>1</sub> /E <sub>1</sub>	1.500 BSC		
L	.120	.130	.140
Q	.045	<i>h</i>	.060
Q <sub>1</sub>	.025	<i>h</i>	<i>h</i>
e	.100 BSC		
øb	.016	.018	.020
M	16		

**NOTES:**

1. ALL DIMENSIONS AND TOLERANCES CONFORM TO ANSI Y14.5M-1982
2. SYMBOL 'M' IS THE PIN MATRIX SIZE.
3. CONFORMS TO JEDEC MO-067-AH
4. LEAD FINISH: GOLD PLATED
  - COMMERCIAL (35 MICROINCHES MIN.)
  - MILITARY (50 MICROINCHES MIN.)

## 175-PIN CERAMIC PGA (PG175)