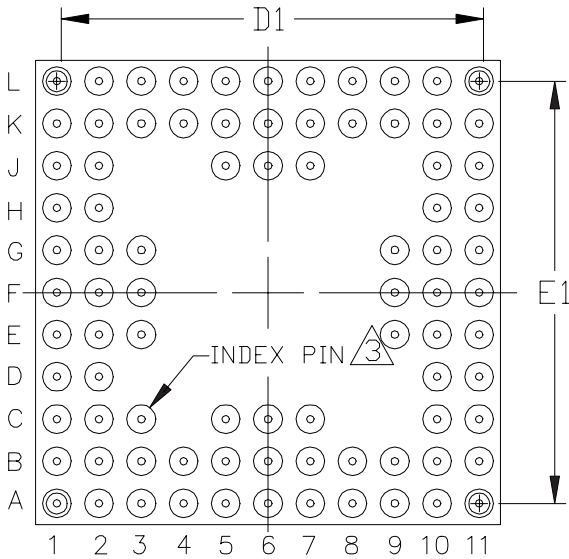
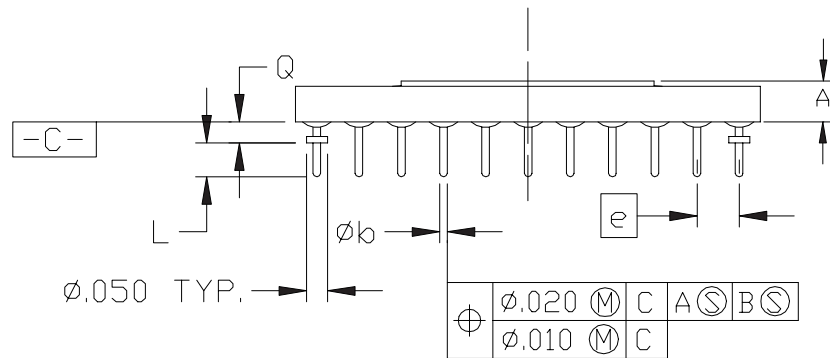
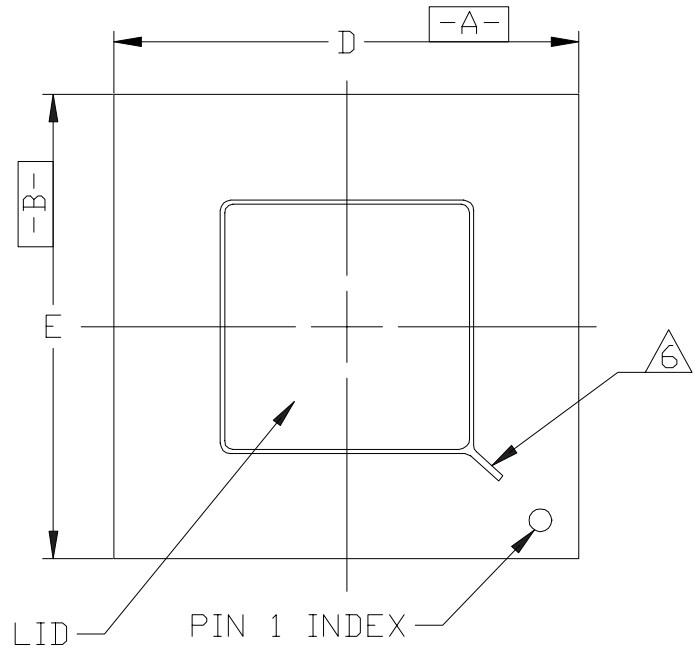


Ceramic PGA Packages - PG68, PG84

BOTTOM VIEW



TOP VIEW



PG68 OR PG84			
SYMBOL	INCHES		
	MIN.	NOM.	MAX.
A	---	---	.145
D/E	1.090	1.100	1.115
D ₁ /E ₁	1.000 REF.		
L	.120	.130	.140
Q	.045	---	.060
e	.100 BSC		
ϕb	.016	.018	.020
M	11		
REF.	JEDEC MO-66 AC		

NOTES:

1. ALL DIMENSIONS AND TOLERANCES CONFORM TO ANSI Y14.5M-1982
2. SYMBOL 'M' IS THE PIN MATRIX SIZE.
3. PIN C3 MAY OR MAY NOT BE ELECTRICALLY CONNECTED.
4. PG68 DOES NOT HAVE THIRD ROW ON EACH SIDE EXCEPT THE INDEX PIN.
5. LEAD FINISH: GOLD PLATED
 - COMMERCIAL (35 MICROINCHES MIN.)
 - MILITARY (50 MICROINCHES MIN.)
6. THIS FEATURE IS OPTIONAL, MAYBE AT DIFFERENT LOCATION.

68, 84-PIN CERAMIC PGA (PG68, PG84)