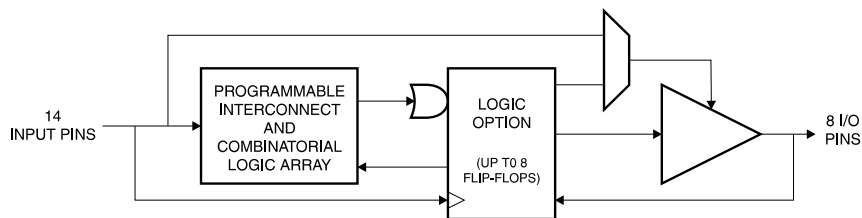


Features

- User-controlled Power-down Pin
- High-speed Equivalent of ATF20V8B
- Pin-controlled Zero Standby Power (10 μ A Typical) Option
- Industry-standard Architecture
 - Emulates Many 24-pin PALs[®]
 - Low-cost Easy-to-use Software Tools
- High-speed Electrically-erasable Programmable Logic Devices
 - 5 ns Maximum Pin-to-pin Delay
- CMOS and TTL Compatible Inputs and Outputs
 - Latch Feature Hold Outputs to Previous Logic States
- Advanced Flash Technology
 - Reprogrammable
 - 100% Tested
- High-reliability CMOS Process
 - 20 Year Data Retention
 - 100 Erase/Write Cycles
 - 2,000V ESD Protection
 - 200 mA Latchup Immunity
- Commercial, and Industrial Temperature Ranges
- Dual-in-line and Surface Mount Packages in Standard Pinouts
- PCI-Compliant

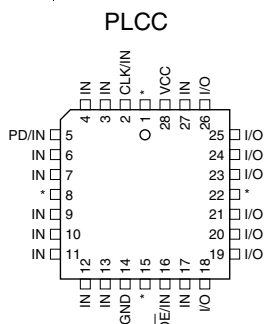
Block Diagram



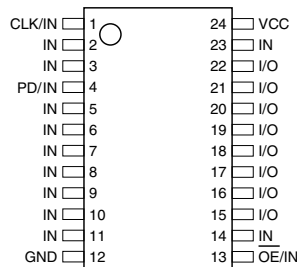
Pin Configurations

All Pinouts Top View

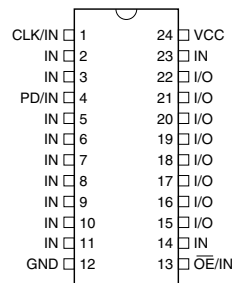
Pin Name	Function
CLK	Clock
IN	Logic Inputs
I/O	Bi-directional Buffers
\overline{OE}	Output Enable
*	No Internal Connection
VCC	+5V Supply
PD	Power-down



TSSOP



DIP



Rev. 0408G-03/00



High-
performance
EE PLD

ATF20V8C
ATF20V8CQ

Advance
Information





Description

The ATF20V8C is a high-performance CMOS (electrically-erasable) programmable logic device (PLD) that utilize Atmel's proven electrically-erasable Flash memory technology. Speeds down to 5 ns and power dissipation as low as 10 μ A are offered. All speed ranges are specified over the full 5V \pm 10% range for industrial temperature ranges, and 5V \pm 5% for commercial ranges.

The ATF20V8C provides a high-speed CMOS PLD solution with maximum pin-to-pin delay of 5 ns. The ATF20V8C also has a user-controlled power-down feature, offering "zero" standby power (10 μ A typical). The user-controlled power-down feature allows the user to manage total system power to meet specific application requirements,

enhance reliability all without sacrificing speed. Pin "keeper" circuits on input and output pin reduce static power consumed by pull-up resistors.

The ATF20V8C incorporates a superset of the generic architectures, which allows direct replacement of the 20R8 family and most 24-pin combinatorial PLDs. Eight outputs are each allocated eight product terms. Three different modes of operation, configured automatically with software, allowing highly complex logic functions to be realized.

DC and AC Operating Conditions

	Commercial	Industrial
Operating Temperature (Ambient)	0°C - 70°C	-40°C - 85°C
V _{CC} Power Supply	5V \pm 5%	5V \pm 10%

Functional Description

The ATF20V8C macrocell can be configured in one of three different modes. Each mode makes the ATF20V8C look like a different device. The ATF20V8C can be a registered output, combinatorial I/O, combinatorial output, or dedicated input. Most PLD compilers can choose the right mode automatically. The user can also force the selection by supplying the compiler with a mode selection. The determining factors would be the usage of register versus combinatorial outputs and dedicated outputs versus output with output enable control.

The ATF20V8C has a user controlled power-down pin which, when active, allows the user to place the device into a "zero" standby power-down mode. The device can also operate at high speed. Maximum pin-to-pin delays of 5 ns are offered. Static power loss due to pull-up resistors is eliminated by using input and output pin "keeper" circuits which holds pins to their previous logic levels when idle.

The universal architecture of the ATF20V8C can be programmed to emulate many 24-pin PAL devices. The user can download the subset device JEDEC programming file to the PLD programmer, and the ATF20V8C can be configured to act like the chosen device.

Unused product terms are automatically disabled by the compiler to decrease power consumption. A security fuse, when programmed, protects the contents the ATF20V8C. Eight bytes (64 fuses) of User Signature are accessible to the user for purposes such as storing project name, part number, revision or date. The User Signature is accessible regardless of the state of the security fuse.

Using "C" Product for Industrial

To use commercial product for Industrial temperature ranges, down-grade one speed grade from the "I" to the "C" device (7 ns "C" = 10 ns "I") and de-rate power by 30%.



Atmel Headquarters

Corporate Headquarters
2325 Orchard Parkway
San Jose, CA 95131
TEL (408) 441-0311
FAX (408) 487-2600

Europe

Atmel U.K., Ltd.
Coliseum Business Centre
Riverside Way
Camberley, Surrey GU15 3YL
England
TEL (44) 1276-686-677
FAX (44) 1276-686-697

Asia

Atmel Asia, Ltd.
Room 1219
Chinachem Golden Plaza
77 Mody Road Tsimhatsui
East Kowloon
Hong Kong
TEL (852) 2721-9778
FAX (852) 2722-1369

Japan

Atmel Japan K.K.
9F, Tonetsu Shinkawa Bldg.
1-24-8 Shinkawa
Chuo-ku, Tokyo 104-0033
Japan
TEL (81) 3-3523-3551
FAX (81) 3-3523-7581

Atmel Operations

Atmel Colorado Springs
1150 E. Cheyenne Mtn. Blvd.
Colorado Springs, CO 80906
TEL (719) 576-3300
FAX (719) 540-1759

Atmel Rousset

Zone Industrielle
13106 Rousset Cedex
France
TEL (33) 4-4253-6000
FAX (33) 4-4253-6001

Fax-on-Demand

North America:
1-(800) 292-8635
International:
1-(408) 441-0732

e-mail

literature@atmel.com

Web Site

<http://www.atmel.com>

BBS

1-(408) 436-4309

© Atmel Corporation 1999.

Atmel Corporation makes no warranty for the use of its products, other than those expressly contained in the Company's standard warranty which is detailed in Atmel's Terms and Conditions located on the Company's web site. The Company assumes no responsibility for any errors which may appear in this document, reserves the right to change devices or specifications detailed herein at any time without notice, and does not make any commitment to update the information contained herein. No licenses to patents or other intellectual property of Atmel are granted by the Company in connection with the sale of Atmel products, expressly or by implication. Atmel's products are not authorized for use as critical components in life support devices or systems.

Marks bearing ® and/or ™ are registered trademarks and trademarks of Atmel Corporation.

Terms and product names in this document may be trademarks of others.



Printed on recycled paper.

0408G-03/00/xM