PQFP (PQ304), Heat Sink PQFP (HQ304) Package

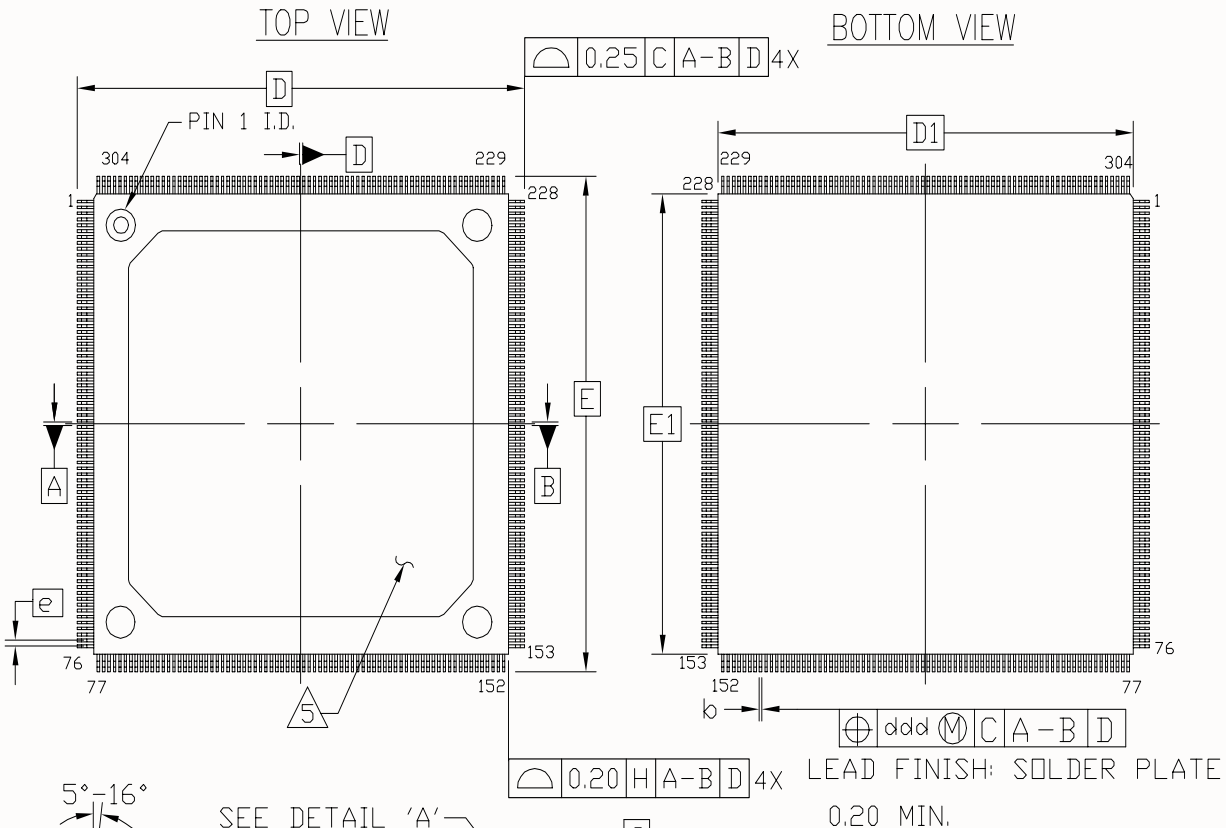

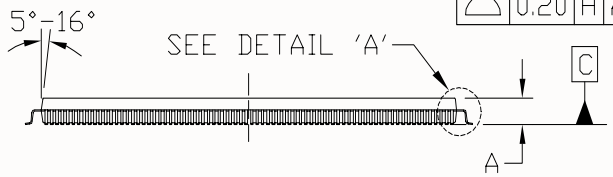

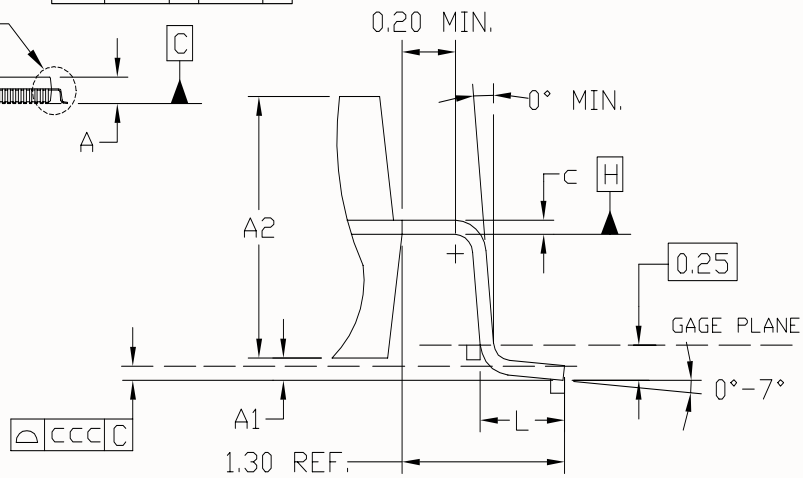

SYMBOL	MILLIMETERS		
	MIN.	NOM.	MAX.
A		4.23	4.50
A_1	0.25	0.43	
A_2	3.60	3.80	4.00
D/E	42.60 BSC		
D_1/E_1	40.00 BSC		
L	0.45	0.60	0.75
e	0.50 BSC.		
b	0.17		0.27
b_1		0.20	
C	0.09		0.20
ccc	0.08		
ddd	0.08		

NOTES:

1. ALL DIMENSIONS AND TOLERANCES CONFORM TO ANSI Y14.5M-1994
2. DIMENSIONS 'D1' AND 'E1' DO NOT INCLUDE MOLD PROTRUSION. ALLOWABLE MOLD PROTRUSION SHALL NOT EXCEED 0.25mm PER SIDE.
3. PACKAGE TOP DIMENSIONS MAY BE SMALLER THAN BOTTOM DIMENSIONS BY 0.15mm.
4. CONFORMS TO JEDEC OUTLINE MS-029-JA
5. THE SAME PACKAGE DIMENSIONS APPLY FOR THERMALLY ENHANCED PRODUCTS. HEAT SINK IS ADDED. THE PACKAGE CODE IS 'HQ'. HEAT SINK DIMENSION IS 31mm SQ. REF.

© 2002 Xilinx, Inc. All rights reserved. All Xilinx trademarks, registered trademarks, patents, and disclaimers are as listed at http://www.xilinx.com/legal.htm.
All other trademarks and registered trademarks are the property of their respective owners. All specifications are subject to change without notice.