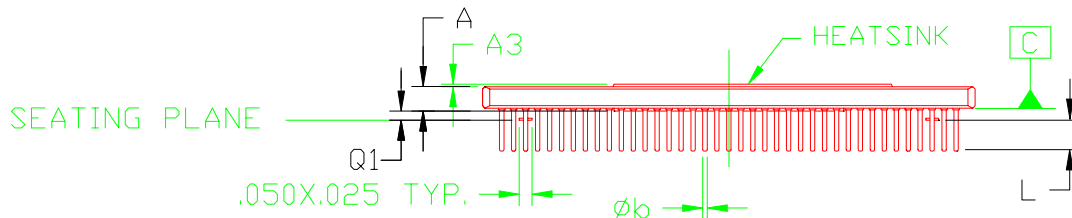
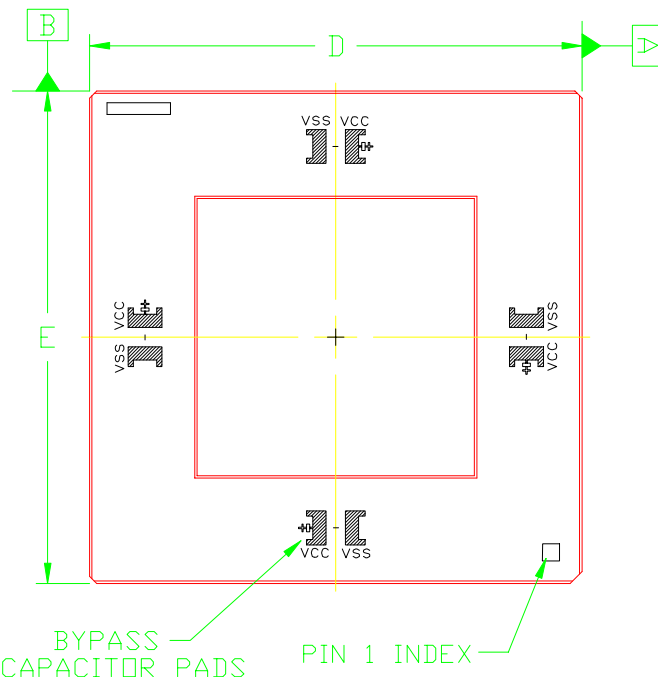
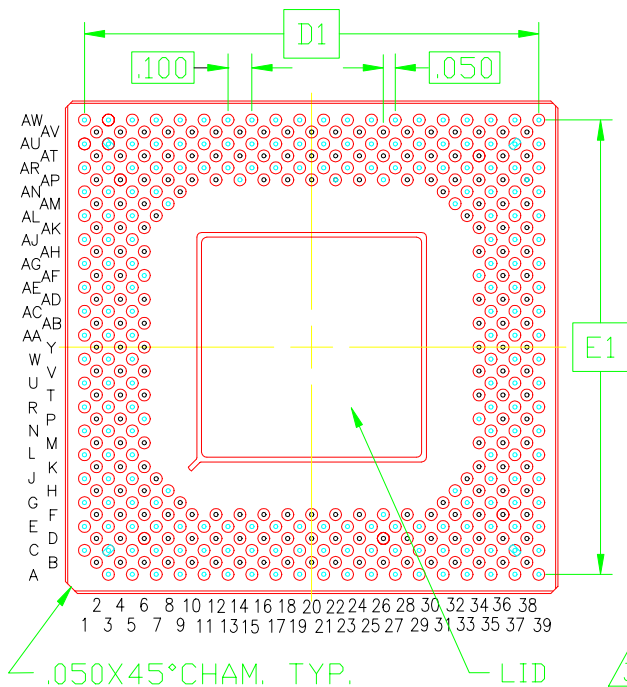


BOTTOM VIEW

TOP VIEW



SYMBOL	INCHES		
	MIN.	NOM.	MAX.
A	$\cancel{\text{---}}$	$\cancel{\text{---}}$.165
A3	.015	.020	.025
D/E	2.040	2.060	2.080
D ₁ /E ₁	1.900 BSC		
L	.110	$\cancel{\text{---}}$.150
Q ₁	.015	$\cancel{\text{---}}$.045
M ₁	39		
φ _b	.016	.018	.020

⊕	φ.030 (M)	C	A (M)	B (M)
	φ.010 (M)	C		

NOTES:

1. ALL DIMENSIONS AND TOLERANCES CONFORM TO ANSI Y14.5M-1994
2. SYMBOL 'M' IS THE PIN MATRIX SIZE.
3. BYPASS CAPACITOR PADS – GOLD PLATED MAY OR MAY NOT BE PRESENT ON ALL PACKAGES.
4. CONFORMS TO JEDEC MO-128- AM.
5. LEAD FINISH: GOLD PLATED
 - COMMERCIAL (35 MICROINCHES MIN.)
 - MILITARY (50 MICROINCHES MIN.)

411-PIN CERAMIC PGA (PG411)