



Virtex I/V Curves for Various Output Options

January 4, 1999 (Version 1.0)

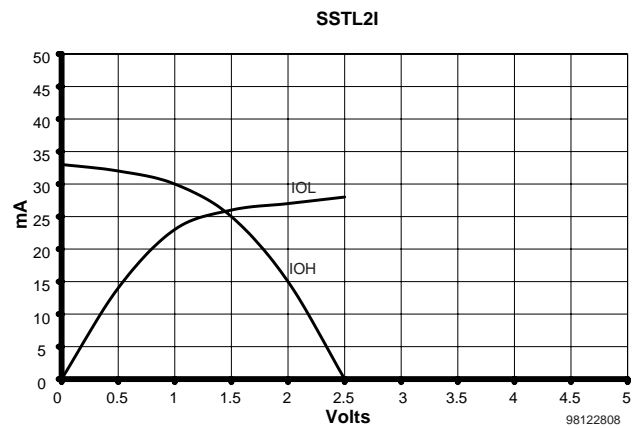
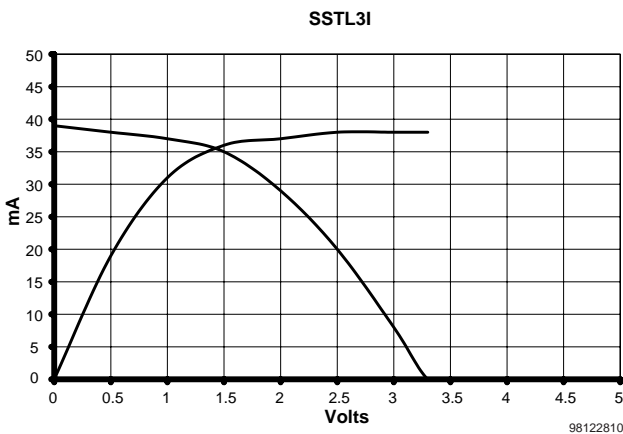
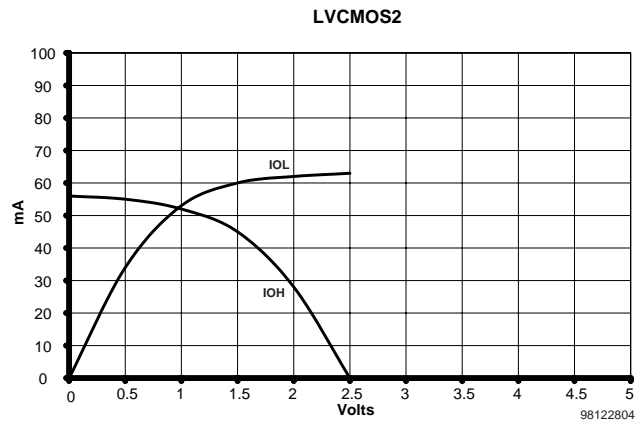
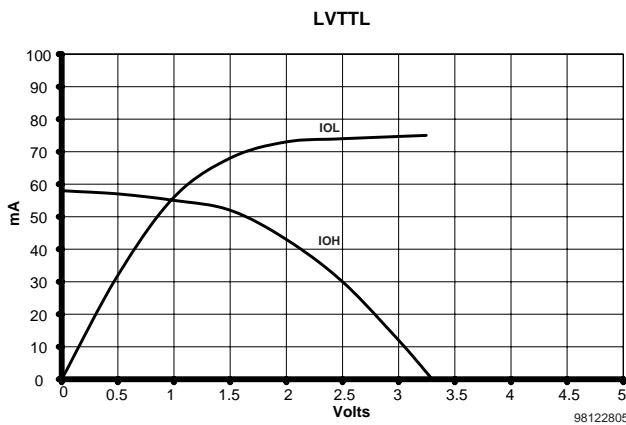
Application Note

These typical curves describe the output sink and source current for average processing, nominal supply voltage and room temperature. For additional data see the Xilinx IBIS files at: http://www.xilinx.com/support/techsup/ftp/htm_index/sw_ibis.htm

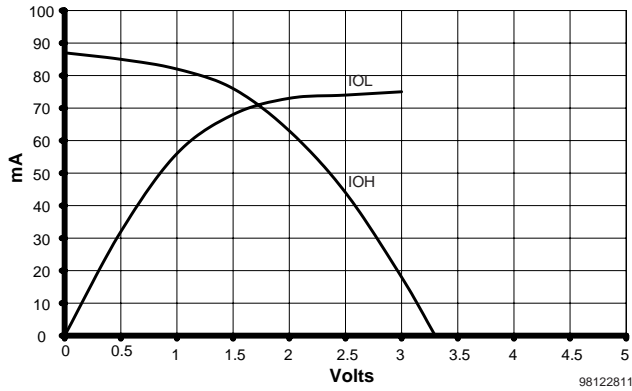
Note: The Xilinx IBIS files also list the extremes of the processing, temperature and voltage conditions as “min” and “max” (delay). Some tools rename these values as “fast-strong” and “slow-weak”. This has nothing to do with the FAST or SLOW slew-rate configuration options, invoked as attributes for each output pin (the default is SLOW).

These slew-rate options are covered in separate IBIS files, with a trailing **s** for SLOW slew rate, and **f** for FAST slew rate.

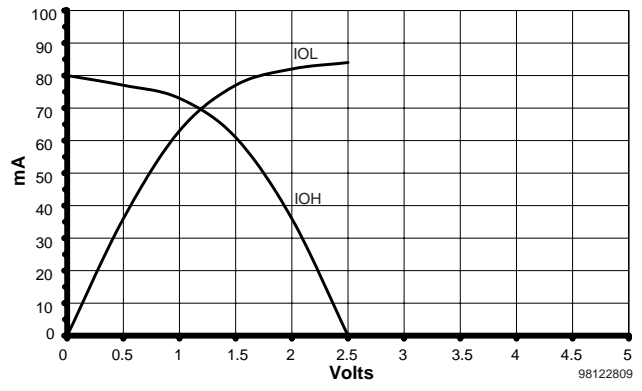
Virtex Series



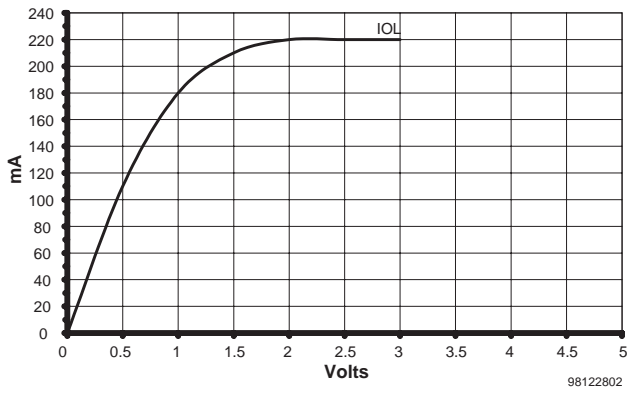
SSTL3II



SSTL2II



GTL



GTL+

